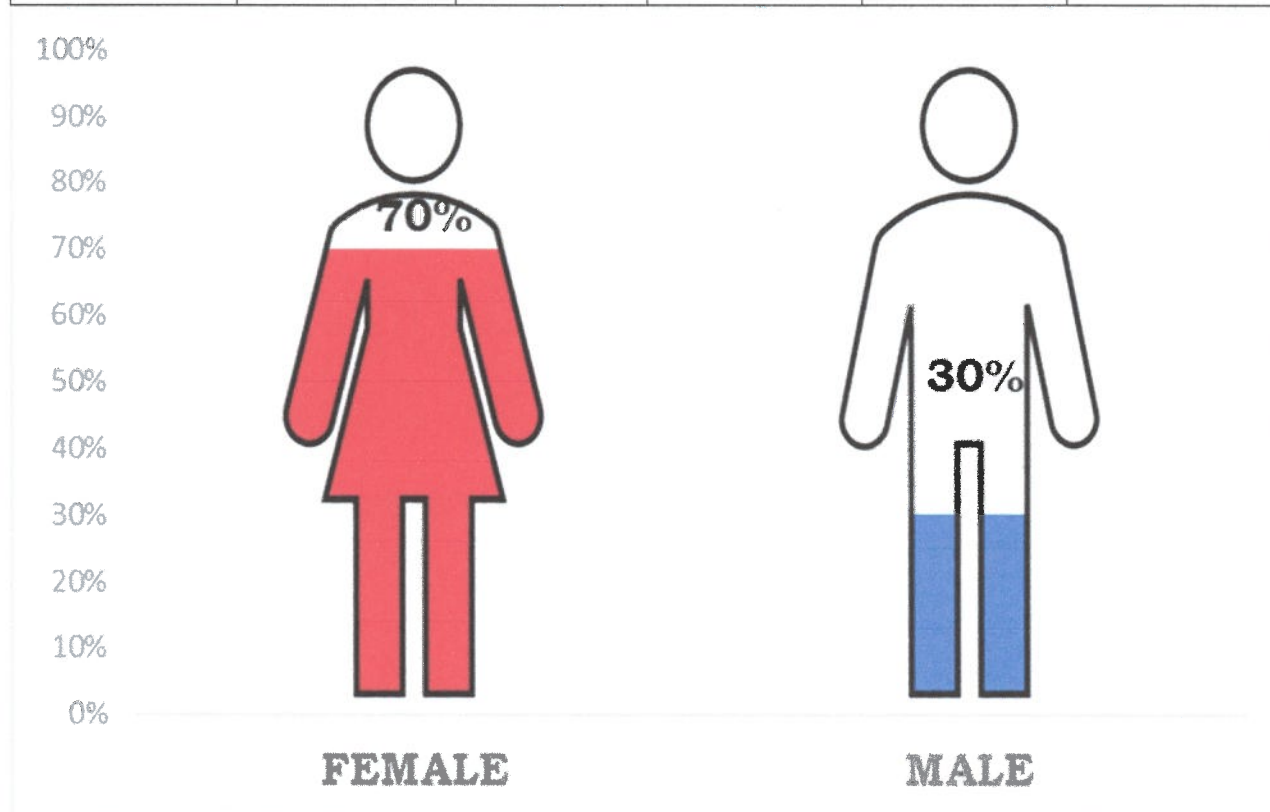




TOTAL NUMBER OF GRADUATES AY 2023-2024

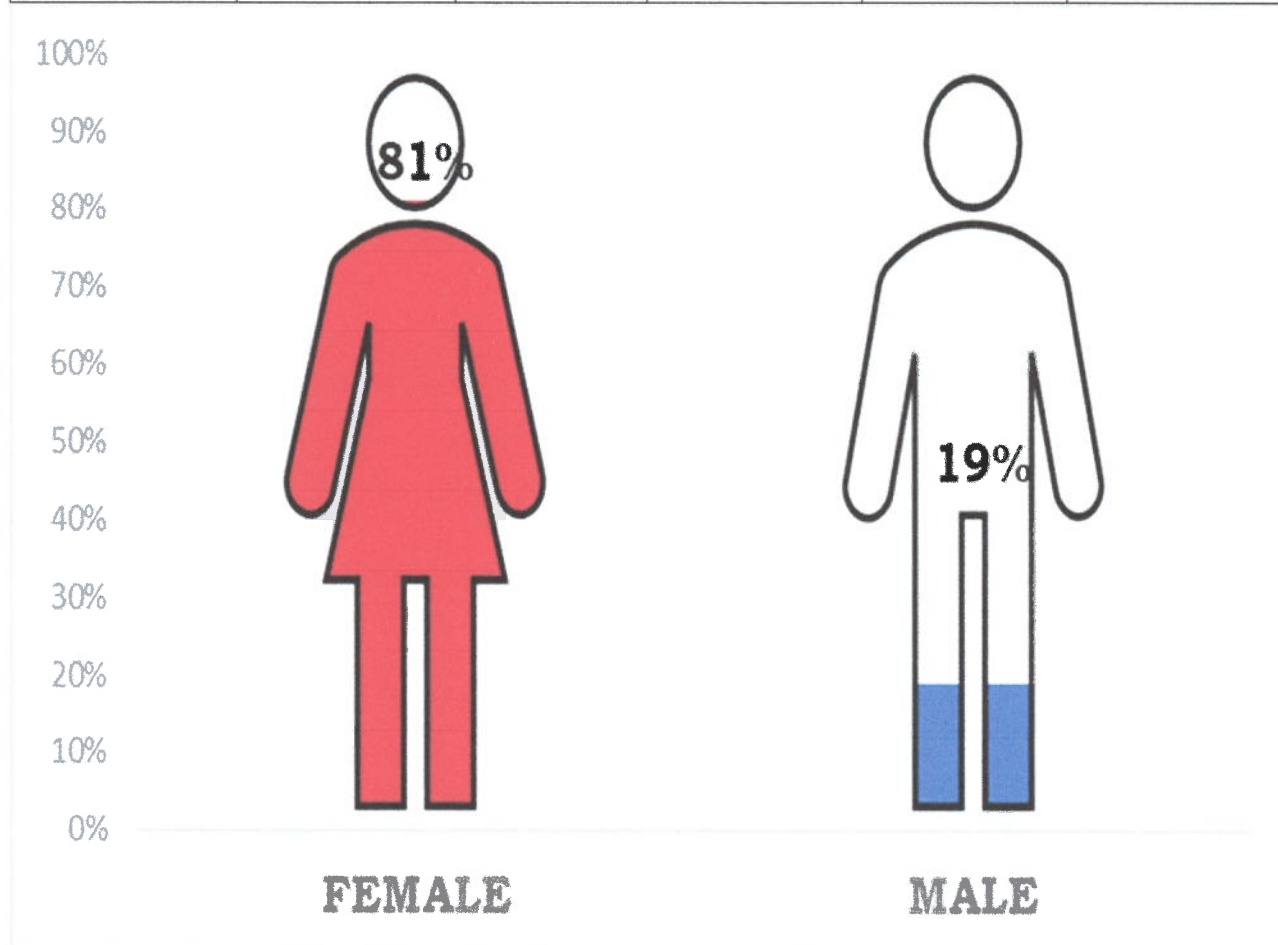
FEMALE		MALE		TOTAL	
Total Number	Percentage	Total Number	Percentage	Total Number	Percentage
630	70%	264	30%	894	100%





**NUMBER OF GRADUATES WHO GRADUATED WITHIN THE
 PRESCRIBED PERIOD AY 2023-2024**

FEMALE		MALE		TOTAL	
Total Number	Percentage	Total Number	Percentage	Total Number	Percentage
286	81%	68	19%	354	100%

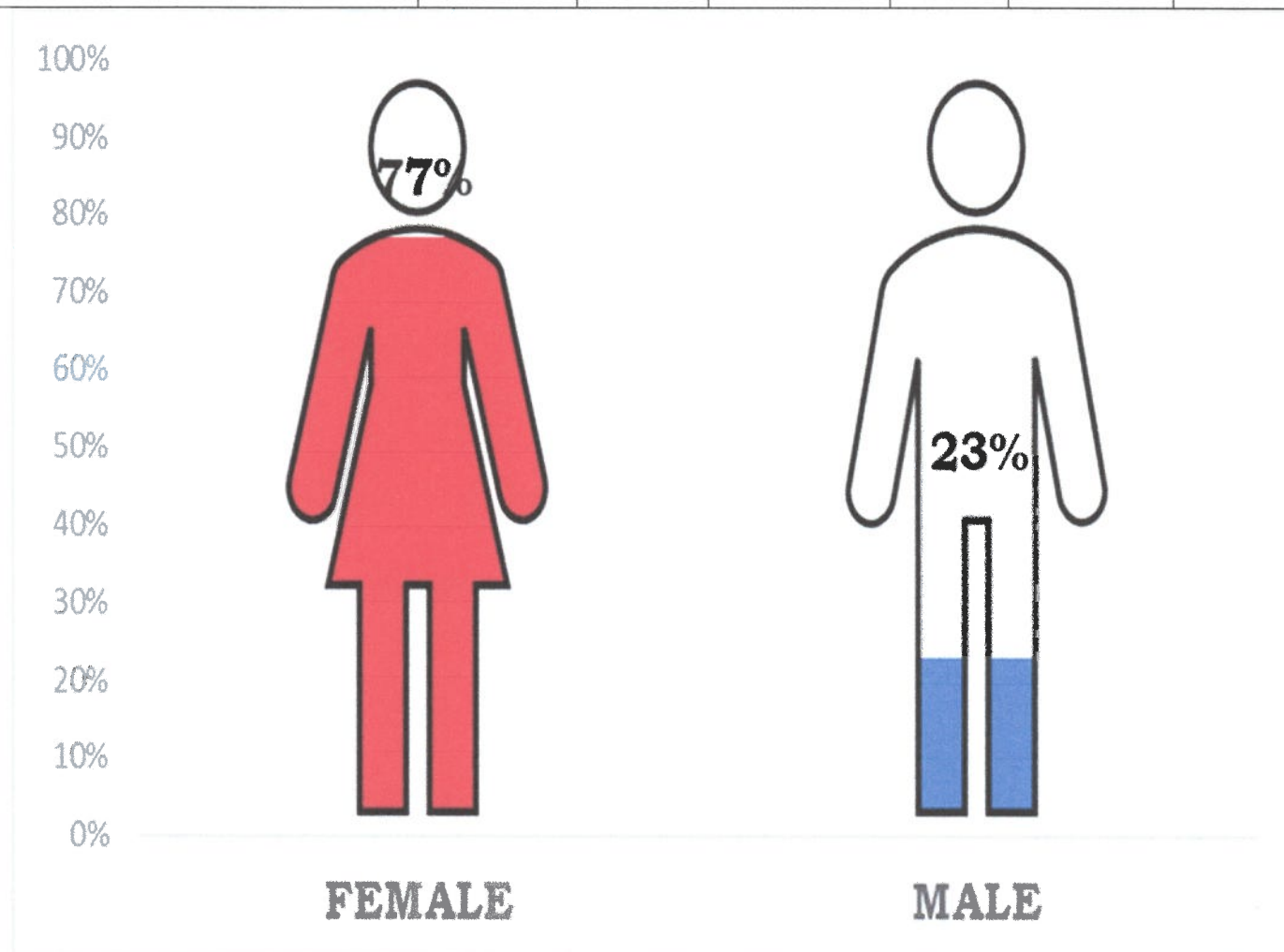




TOTAL NUMBER OF GRADUATES BY SUBJECT AREA

STEM

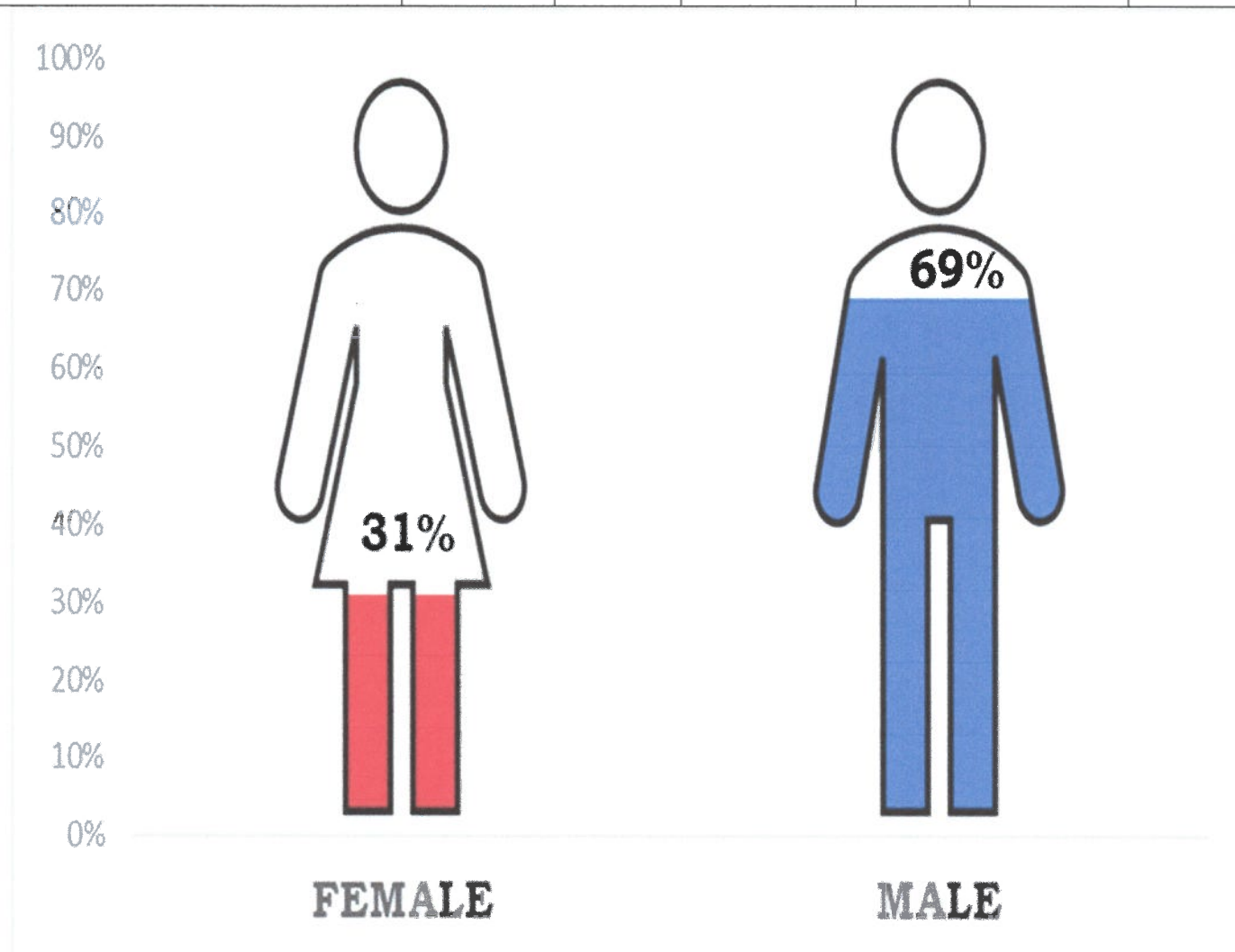
ACADEMIC PROGRAMS	MALE	%	FEMALE	%	TOTAL	%
STEM	127	23%	420	77%	547	100%






ARTS & HUMANITIES/SOCIAL SCIENCES

ACADEMIC PROGRAMS	MALE	%	FEMALE	%	TOTAL	%
HUMANITIES/ SOCIAL SCIENCES	88	69%	39	31%	127	100%

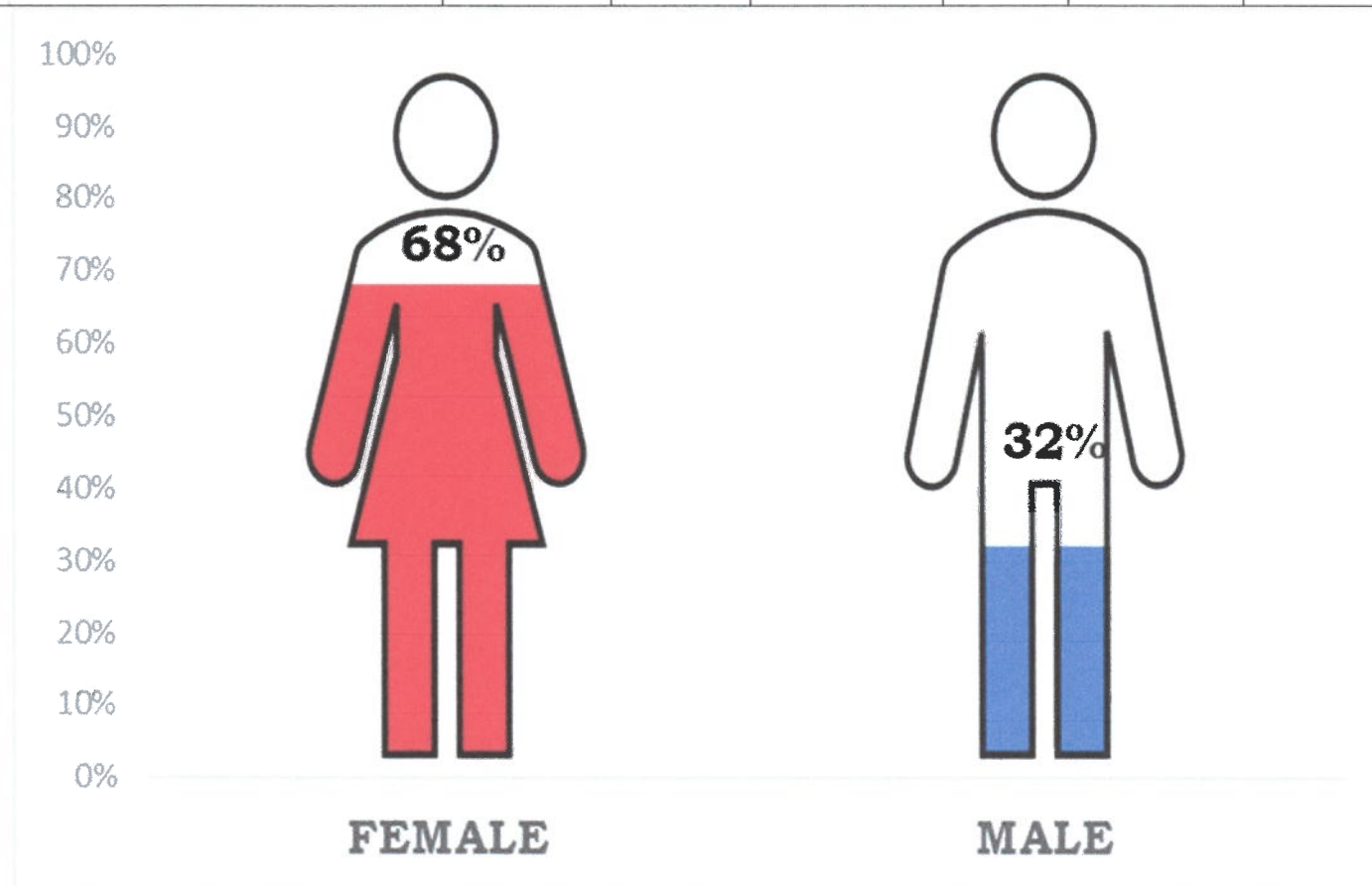





TOTAL NUMBER OF GRADUATES BY SUBJECT AREA

(STEM, MEDICINE, ARTS & HUMANITIES/SOCIAL SCIENCES)

ACADEMIC PROGRAMS	MALE	%	FEMALE	%	TOTAL	%
STEM	127	23%	420	77%	547	100%
MEDICINE	-	-	-	-	-	-
HUMANITIES/ SOCIAL SCIENCES	88	69%	39	31%	127	100%
TOTAL	215	32%	459	68%	674	100%





ADMISSION AND REGISTRATION

NUMBER OF GRADUATES AY 2023-2024											# OF GRADUATES WHO GRADUATED W/IN THE PRESCRIBED PERIOD AY 2023-2024		
Academic Programs	Middle Term 2023			First Semester, 2023- 2024			Second Semester, 2023 2024			TOTAL GRADUATES	Male	Female	Total
	Male	Female	Total	Male	Female	Total	Male	Female	Total				
Bontoc Campus													
School of Advanced Education													
Doctor of Business Administration													
Doctor of Education													
Doctor of Philosophy in English Language Education													
Master of Arts in Education													
Master of Arts in Science Education													
Master of Arts in Teaching English							0	2	2	2			
Master in Business Administration													
Master in Public Administration													
Master of Science in Rural Development													
Master of Science in criminal Justice with Specialization in Criminology													
Baccalaureate Programs													
Bachelor of Arts in Political Science							3	16	19	19	0	8	8
Bachelor of Science in Accountancy							3	15	18	18	2	7	9
Bachelor of Science in Business Administration							4	52	56	56	0	21	21
Bachelor of Science in Criminology				32	37	69	88	39	127	196	26	28	54
Bachelor of Secondary Education	0	1	1	2	18	20	15	80	95	116	4	36	40
Bachelor of Elementary Education				1	9	10	3	34	37	47	2	20	22
Bachelor of Early Childhood Education							0	2	2	2	0	2	2
Bachelor of Special Needs Education							0	3	3	3	0	1	1
Bachelor of Science in Hospitality Management							3	25	28	28	0	7	7
Bachelor of Science in Tourism Management							4	14	18	18	0	5	5
Bachelor of Science in Nursing	0	4	4	0	2	2	22	143	165	171	19	121	140

NUMBER OF GRADUATES AY 2023-2024											# OF GRADUATES WHO GRADUATED W/IN THE PRESCRIBED PERIOD AY 2023-2024		
Academic Programs	Middle Term 2023			First Semester, 2023- 2024			Second Semester, 2023 2024			TOTAL GRADUATES	Male	Female	Total
	Male	Female	Total	Male	Female	Total	Male	Female	Total				
Bachelor of Science in Office Administration							0	13	13	13	0	0	0
Bachelor of Science in Information Technology							4	7	11	11	2	6	8
Total - Bontoc Campus	0	5	5	35	66	101	149	445	594	700	55	262	317
Tadian Campus													
Baccalaureate Programs													
Bachelor of Elementary Education							0	6	6	6	0	1	1
Bachelor of Secondary Education							2	16	18	18	0	8	8
Bachelor of Technical Vocational Teacher Education							7	10	17	17	3	1	4
Bachelor of Science in Civil Engineering	7	1	8	4	15	19	27	20	47	74	5	6	11
Bachelor of Science in Electrical Engineering	1	1	2	1	0	1	9	0	9	12	3	0	3
Bachelor of Science in Geodetic Engineering	0	3	3				0	2	2	5	0	0	0
Bachelor of Science in Agroforestry							0	3	3	3	0	0	0
Bachelor of Science in Forestry							2	4	6	6	1	3	4
Bachelor of Science in Agribusiness							0	3	3	3	0	1	1
bachelor of Science in Environmental Science				1	0	1	1	2	3	4	0	1	1
Bachelor of Science in Entrepreneurship							0	0	0	0	0	0	0
Bachelor in Agricultural Technology							2	10	12	12	1	3	4
Diploma in Agricultural Technology				2	1	3	14	17	31	34	0	0	0
Total - Tadian Campus	8	5	13	8	16	24	64	93	157	194	13	24	37
Grand Total	8	10	18	43	82	125	213	538	751	894	68	286	354

Certified True and Correct:

MELODAVE Y. FOMAN-EG

Registrar III